

RISECHAMP PRE AND PRIMARY SCHOOL
HOLIDAY PACKAGE - JUNE 2026
TOP CLASS LANGUAGE AND COMMUNICATION

Pupil's name _____

1. write together to make words

- i) ra + t = _____
- ii) be + d = _____
- iii) bo + y = _____
- iv) pi + n = _____
- v) pa + n = _____






2. Add "s" to the following to get many

- i. book = _____
- ii. apple = _____
- iii. egg = _____
- iv. ball = _____
- v. leg = _____

3. Add "ing" for the getting doing words

- i. cook = _____
- ii. eat = _____
- iii. speak = _____
- iv. go = _____
- v. do = _____

4. Name the pictures below

				
i.	ii.	iii.	iv.	v.

5. Read the following

- i. A cat has a rat
- ii. dad has a van
- iii. a wet man has a net
- iv. a man has a map
- v. let the men get a net

RISECHAMP PRE AND PRIMARY SCHOOL

HOLIDAY PACKAGE - JUNE 2026

TOP CLASS CARE FOR THE HEALTH AND ENVIRONMENT

Pupil's name _____

1. Complete the following

- i. I have _____ legs (two one ten)
- ii. I have _____ ears (one two ten)
- iii. I have _____ fingers (two ten one)
- iv. I have _____ mouth (two one ten)
- v. I have _____ stomach (two ten one)

2. Write together to form words




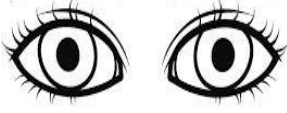

- i. wa + ter = _____
- ii. soa + p = _____
- iii. to + wel = _____
- iv. bru + sh = _____
- v. bu + cket = _____

3. Write five kitchen utensils






- i. _____
- ii. _____
- iii. _____
- iv. _____
- v. _____

4. Name the following parts of the body

Leg	hand	head	eye	ear
-----	------	------	-----	-----

		
i.	ii.	iii.
		
iv.		v.

5. Draw the following pictures

i. Fish	ii. Jug	iii. bucket
		
iv. spoon		v. knife
		

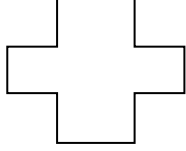
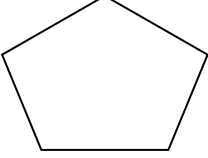


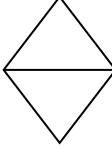
RISECHAMP PRE AND PRIMARY SCHOOL

HOLIDAY PACKAGE - JUNE 2026


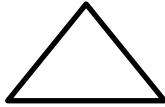


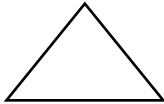





TOP CLASS THE SKILLS IN ARTS, CREATIVITY AND SPORTS SKILLS

Pupil's name _____



1. Apply the correct colours

				
i. Red	ii. Blue	iii. Black	iv. Green	v. Yellow

2. Match the same shapes

i.		
ii.		
iii.		
iv.		
v.		

3. Draw the following pictures

	
i. A ball	ii. A cup





4. Write sounds of these animals

Mew! Mew!

Moo! moo!

Cocoricoooo!







Bow! Wow!

	
i.	ii.
	
iii.	iv.

5. Let us sing songs

- i. Our school song
- ii. Our national song
- iii. Tazama ramani


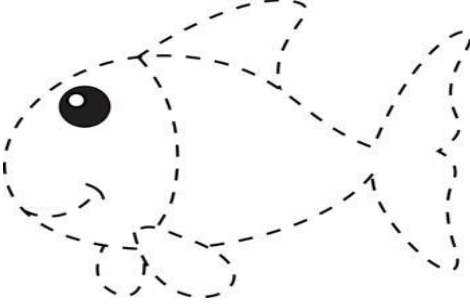
6. Let us play these games

		
i.	ii.	iii.
		
iv.	v.	vi.

SHULE YA AWALI NA MSINGI RISECHAMP
KIFURUSHI CHA LIKIZO - JUNI 2026
KUTHAMINI UTAMADUNI WA JAMII YAKE, ELIMU YA IMANI NA TUNU ZA
TAIFA DARASA LA AWALI YA TATU

Jina la mwanafunzi




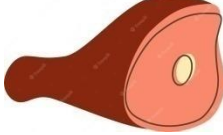

1. Fuatisha picha hizi.

	
Motto wa taifa	samaki

2. Oanisha picha zifuatazo.

	Karume
	Magufuli
	Mkapa
	Mwinyi
	Nyerere



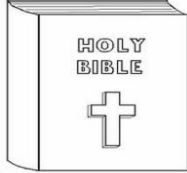

3. Tambua picha kisha jaza nafasi zilizoachwa wazi.

				
__g__li	Maharag__	Mch__le	Ny__ma	Nyama ya k__k__

4. Onesha picha na useme inamaanisha nini.

			
Kusalimia watu	Kusaidia watu	Kiazi	

5. Paka rangi picha zifuatazo.

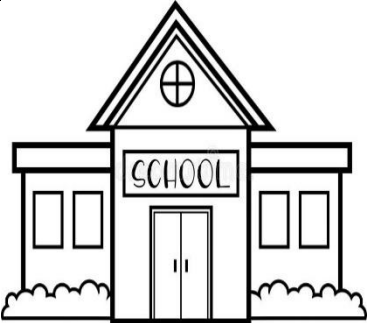

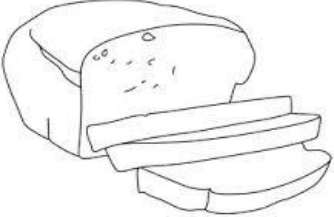
			
Quran	Kwenge wa Uhuru	Biblia	Mlima kilimanjaro

6. Tambua picha zifuatazo kisha andika majina yake.

Tembo bendera ya taifa dagaa

7. Paka rangi picha zifuatazo na ukopi jina lake.

		
shule	Tufaa	mkate

RISECHAMP PRE AND PRIMARY SCHOOL
HOLIDAY PACKAGE - JUNE 2026
TOP CLASS NUMERACY SKILLS, SCIENCE AND ICT

Pupil's name _____

1. Write the number after.

i. 6 _____

ii. 34 _____

2. Write the missing numbers

i. 6 ____ 8 9 10 ____ 12

ii. 24 ____ 26 ____ 28 29 30

3. Write the number between of the following numbers

i. 2 ____ 4

ii. 10 ____ 12



4. Write in figure

i. seventeen = _____

ii. nine = _____

iii. twenty seven = _____

5. Count and write the number.

i.  = _____


ii.  = _____

6. Addition the following numbers

i.	$12 + 3 = \underline{\hspace{2cm}}$	
ii.	$\begin{array}{r} 17 \\ + 42 \\ \hline \end{array}$	
iii.	$\begin{array}{r} 9 \\ + 2 \\ \hline \end{array}$	
iv.	$21 + 38 = \underline{\hspace{2cm}}$	


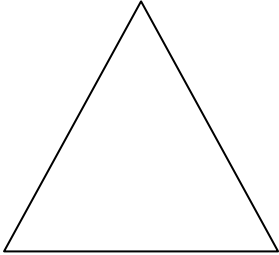
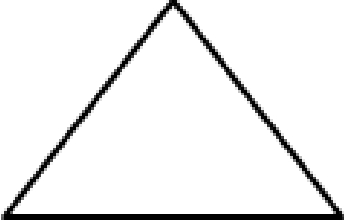
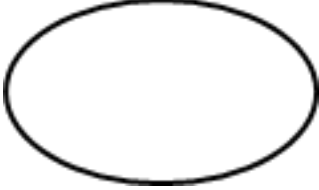
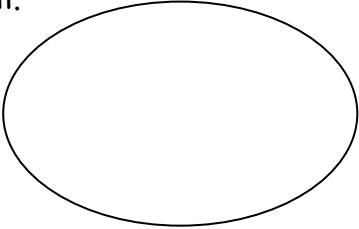

7. Take away the following numbers

i.	$9 - 6 = \underline{\hspace{2cm}}$	
ii.	$\begin{array}{r} 37 \\ - 12 \\ \hline \end{array}$	
iii.	$\begin{array}{r} 18 \\ - 7 \\ \hline \end{array}$	

8. Circle the big number.

- i. 7 5
- ii. 2 3
- iii. 6 5
- iv. 3 9

9. Match the same shapes

i. 	
ii. 	
iii. 	

RISECHAMP PRE AND PRIMARY SCHOOL

HOLIDAY PACKAGE - JUNE 2026

TOP CLASS RELATE WITH ONE ANOTHER

Pupil's name _____



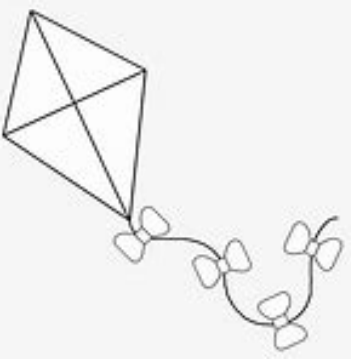

1. Listen carefully and answer the questions correctly orally

- i. My name is _____
- ii. I am _____ year old
- iii. I am in _____ class
- iv. What is your father's name? _____
- v. Which school are you? _____

2. Match colours.

i. red	Grey
ii. blue	Green
iii. yellow	Black
iv. white	Red
v. black	Blue
vi. green	Yellow
vii. grey	White

3. Colour these pictures

i.		ii.	
iii.		iv.	

--	--	--	--

4. Circle the correct word corresponding with picture.



i. (cooking, greating)



ii. (playing football, greating)



iii. (running, jumping)



iv. (cooking, drinking water)



v. (sleeping, greating)



vi. (cooking, dancing)

vii.



(walking, greating)

viii.



(eating, sleeping)

ix.



(jumping, running)